



Commercial  
Vehicles



# New Caddy Cargo Brochure

Introducing the new  
Caddy Cargo. A modern,  
capable and versatile van  
that's perfect for you and  
your business.

With innovative new technologies  
and workstation, it's made to keep  
up with your workload, so you can  
be ready for whatever comes next.

# For whatever comes next



Caddy Cargo with full wheel cover as standard, not shown.



Business-ready  
**inside and out**

**The new Caddy Cargo's interior is designed to create a convenient and robust workstation that allows you to stay on the road while running your business effectively.**

#### **More space**

The Caddy Cargo has an impressive **payload capacity of up to 718kg, including up to 100kg on the roof**. It also has **increased storage space** and a load area with **6 lashing rings** that help you do business seamlessly.

#### **Light the way**

Get used to safer, more comfortable driving with **powerful halogen headlights with range control** and **daytime running lights**, which are permanently switched on during driving, ensuring your safety. The Caddy Cargo uses interior energy-saving LED technology to illuminate your entire load area, so you can see into every corner of your vehicle.

#### **Easy access**

The Caddy Cargo puts considered design into practice with convenient **rear wing doors** and **side sliding doors**.

#### **Adjustable side mirrors**

Electrically adjusted, side mirrors that keep your sights on the road.

**The new Caddy Cargo's smart infotainment system keeps you connected and puts you in control.**

**App-Connect (optional)**

App-Connect allows you to conveniently use selected apps, content, or take calls from your smartphone at the touch of a button. Content is transmitted to the display screen and can be comfortably and clearly controlled within your line of vision.

**Infotainment at your fingertips**

The Caddy Cargo's smart infotainment system gives you control of your drive. Access all your infotainment through a multifunction steering wheel and control the Composition Audio 16.51 cm (6.5-inch) colour touchscreen radio. Comes standard with 2 speakers and USB type C socket.

# Connected technology





Innovative  
**driving**

**Every drive you take is more protected than ever with our most advanced driving innovations.**

#### **Driver assistance**

The Caddy Cargo makes driving comfortable and safe with optional **Cruise Control** and **optional Park Distance Control with rear-view camera** that uses parking sensors to monitor the vehicle's sides to alert you if you're getting too close.

#### **Electronic Parking Brake (E-brake) and Auto-hold**

The Caddy Cargo uses both these brake technologies together for quick and easy parking. Auto-hold stops your car from accidentally rolling back or forward on a slope, while E-Brake lets you park quickly and easily.

#### **Modular Transverse Matrix (MQB)**

The Caddy Cargo comes with innovative modern technology made to improve your drive. The MQB unlocks access and sharing of the latest driving technology across the Volkswagen range and creates a comfortable driving experience in the Caddy Cargo.

# Key features at a glance



- **Touchscreen Composition Audio Radio**
- **Electronic Parking Brake & Auto-hold**
- **Halogen headlights with range control**
- **Daytime running lights**
- **Dual sliding rear doors**
- **Multi-function steering wheel**
- **Overhead storage compartment**
- **App-Connect (optional)**
- **Park Distance Control with Rear View Camera (optional)**
- **Cruise Control (optional)**

Local vehicle specifications may differ from model shown

# Colour options

## Solid paint finishes



Candy White



Cherry Red



Paprika Red



Pure Grey

## Metallic paint finishes



Copper Bronze



Costa Azul



Indium Grey



Mojave Beige



Reflex Silver

## Pearlescent paint finish



Deep Black

Caddy Cargo with full wheel cover as standard, not shown.


# Technical information

## Engine and transmissions

| Engine                                  | Caddy Cargo<br>1.6i 81kW SWB | Caddy Cargo<br>2.0 TDI 81kW<br>SWB | Caddy Maxi Cargo<br>2.0 TDI 81kW LWB |
|---|------------------------------|------------------------------------|--------------------------------------|
| Cylinders                               | 4                            | 4                                  | 4                                    |
| Output (kW @ r/min)                     | 81 @ 5800                    | 81 @ 2750 - 4500                   | 81 @ 2750 - 4500                     |
| Torque (Nm @ r/min)                     | 152 @ 3850-4100              | 300 @ 1500-2500                    | 300 @ 1500-2500                      |
| CO2 emissions (g/km)**                  | 165                          | 145                                | 145                                  |
| <b>Transmission</b>                     |                              |                                    |                                      |
| 6-speed manual                          | X                            | X                                  | X                                    |
| <b>Performance</b>                      |                              |                                    |                                      |
| Acceleration in seconds<br>(0-100 km/h) | 12,0                         | 11,6                               | 12,0                                 |



# Technical dimensions



\*Values apply to Maxi.


| Dimensions |   | Caddy Cargo                      | Caddy Cargo Maxi  |
|------------|---|----------------------------------|-------------------|
| B1/B2      | load compartment width,min./max.  | (mm) 1,230/1,614                 |                   |
| H1         | ground clearance (measured underneath the engine guard)                   | (mm) 160                         | 159               |
| H2         | loading sill over stationary level  | (mm) 586                         | 589               |
| H3/H4/H5   | vehicle height/incl. roof railing (optional)/with antenna base (optional) | (mm) 1,819/1,853/1,856           | 1,823/1,859/1,860 |
| H6         | loading height/with floor covering (optional)                             | (mm) 1,259/1,256                 | 1,264/1,261       |
| L1         | load compartment floor length   | (mm) 1,797                       | 2,150             |
| W1/W2      | approach and departure angle, front/rear                                  | (°) 16.8/ 18.7                   | 16.6/16.1         |
| W3         | ramp angle  | (°) 14.0                         | 13.0              |
|            | side sliding door(s), width x height                                      | (mm) 695 x 1,096                 | 836/1,096         |
|            | rear aperture, with wing doors/with tailgate (optional), width x height   | (mm) 1,234 x 1,122/1,234 x 1,130 |                   |
|            | load compartment volume   | (m <sup>3</sup> ) 3.1            | 3.7               |
|            | minimum turning circle, approx.   | (m) 11.4                         | 12.1              |

# Loading dimensions

## The New Caddy Cargo

| Dimensions <sup>1</sup>               | Caddy Cargo                | Caddy Cargo Maxi           |
|---------------------------------------|----------------------------|----------------------------|
| <b>Load compartment</b>               |                            |                            |
| Volume <sup>3</sup> in m <sup>3</sup> | 3,1                        | 3,7                        |
| Width x height in mm                  | 1,614 x 1,272 <sup>2</sup> | 1,614 x 1,275 <sup>3</sup> |
| <b>Sliding door</b>                   |                            |                            |
| Width x height in mm                  | 703 x 1,096                | 846 x 1,096                |
| <b>Rear window door</b>               |                            |                            |
| Width x height in mm                  | 1,234 x 1,122              | 1,234 x 1,122              |
| <b>Tailgate</b>                       |                            |                            |
| Width x height in mm                  | 1,234 x 1,130 <sup>2</sup> | 1,234 x 1,130              |
| <b>Turning Circle</b>                 |                            |                            |
| mm                                    | Turning Circle<br>mm       | Turning Circle<br>mm       |

Wider Maxi sliding door (846 x 1,095 mm) for Caddy Cargo Maxi<sup>1</sup>



# Wheels



---


## Standard

---

16-inch Steel wheel with wheel trim

---

# Seat upholstery



---

## Seat upholstery

---

Fabric Seat Upholstery. Double grid pattern

---

## Caddy Service & Maintenance Plans

| Volkswagen EasyDrive Vehicle Maintenance Plans | Caddy Cargo 1.6i 81kW SWB | Caddy Cargo 2.0 TDI 81kW SWB | Caddy Maxi Cargo 2.0 TDI 81kW LWB |
|--|---------------------------|------------------------------|-----------------------------------|
| Maintenance Plan (4-year /60 000 km)           | R4 817,00                 | R4 817,00                    | R4 817,00                         |
| Maintenance Plan (5-year /90 000 km)           | R16 008,00                | R16 008,00                   | R16 008,00                        |
| Maintenance Plan (5-year /120 000 km)          | R29 892,00                | R29 892,00                   | R29 892,00                        |
| Maintenance Plan (6-year /150 000 km)          | R45 758,00                | R45 758,00                   | R45 758,00                        |
| Maintenance Plan (6-year /180 000 km)          | R59 358,00                | R59 358,00                   | R59 358,00                        |
| Maintenance Plan (7-year /210 000 km)          | R74 941,00                | R74 941,00                   | R74 941,00                        |
| Maintenance Plan (8-year /240 000 km)          | R92 791,00                | R92 791,00                   | R92 791,00                        |
| Maintenance Plan (9-year /270 000 km)          | R108 658,00               | R108 658,00                  | R108 658,00                       |
| Maintenance Plan (10-year /300 000 km)         | R126 366,00               | R126 366,00                  | R126 366,00                       |

| Volkswagen EasyDrive Vehicle Service Plans | Caddy Cargo 1.6i 81kW SWB | Caddy Cargo 2.0 TDI 81kW SWB | Caddy Maxi Cargo 2.0 TDI 81kW LWB |
|--|---------------------------|------------------------------|-----------------------------------|
| Service Plan (3-year /60 000 km)           | X                         | X                            | X                                 |
| Service Plan (4-year /60 000 km)           | R1 973,00                 | R1 973,00                    | R1 973,00                         |
| Service Plan (5-year /90 000 km)           | R8 694,00                 | R8 694,00                    | R8 694,00                         |
| Service Plan (5-year /120 000 km)          | R14 018,00                | R14 018,00                   | R14 018,00                        |
| Service Plan (6-year /150 000 km)          | R19 323,00                | R19 323,00                   | R19 323,00                        |
| Service Plan (6-year /180 000 km)          | R25 125,00                | R25 125,00                   | R25 125,00                        |
| Service Plan (7-year /210 000 km)          | R31 013,00                | R31 013,00                   | R31 013,00                        |
| Service Plan (8-year /240 000 km)          | R37 911,00                | R37 911,00                   | R37 911,00                        |
| Service Plan (9-year /270 000 km)          | R43 215,00                | R43 215,00                   | R43 215,00                        |
| Service Plan (10-year /300 000 km)         | R51 174,00                | R51 174,00                   | R51 174,00                        |





Commercial  
Vehicles



This information was effective as at July 2022  
valid for model year 23 and is subject to change  
without notice.

Visit us at [vw.co.za](http://vw.co.za)  
©Volkswagen South Africa